



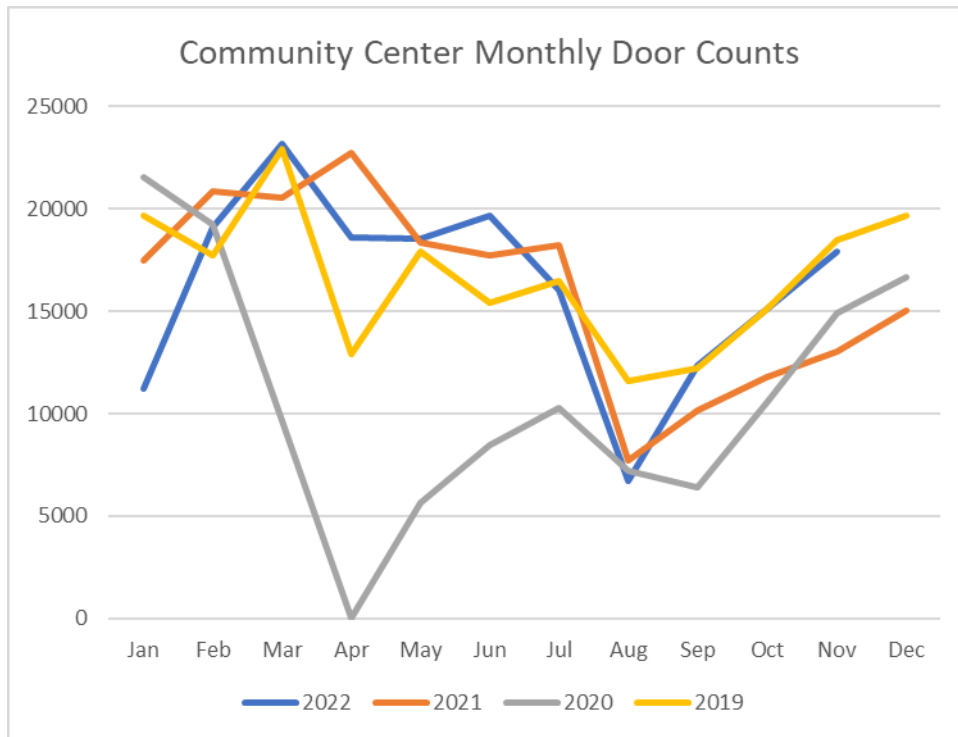
1040 Harley -Davidson Way
 Sturgis, SD 57785
 (605)-347-4422

**November 2022
 Key Performance Indicators**

Community Center

Door Counts

	Jan	Feb	Mar	Apr	May	Jun	Jul	Aug	Sep	Oct	Nov	Dec
2022	11,219	19,110	23,201	18,614	18,558	19,651	16,025	6,688	12,342	15,078	17,886	
2021	17,481	20,839	20,555	22,713	18,368	17,746	18,217	7,719	10,158	11,808	13,005	15,038
2020	21,514	19,204	9,660	Closed	5,632	8,480	10,276	7,232	6,382	10,537	14,940	16,676



www.sturgis-sd.gov

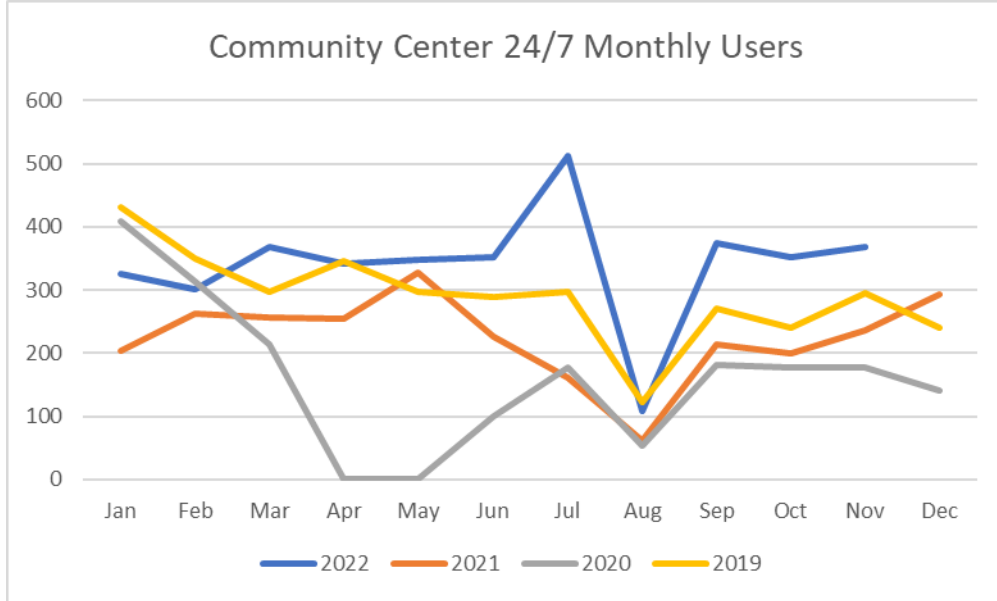
www.facebook.com/cityofsturgis



"In accordance with Federal law and U.S. Department of Agriculture policy, this institution is prohibited from discriminating on the basis of race, color, national origin, age, disability, religion, sex, familial status, sexual orientation, and reprisal." (Not all prohibited bases apply to all programs.)

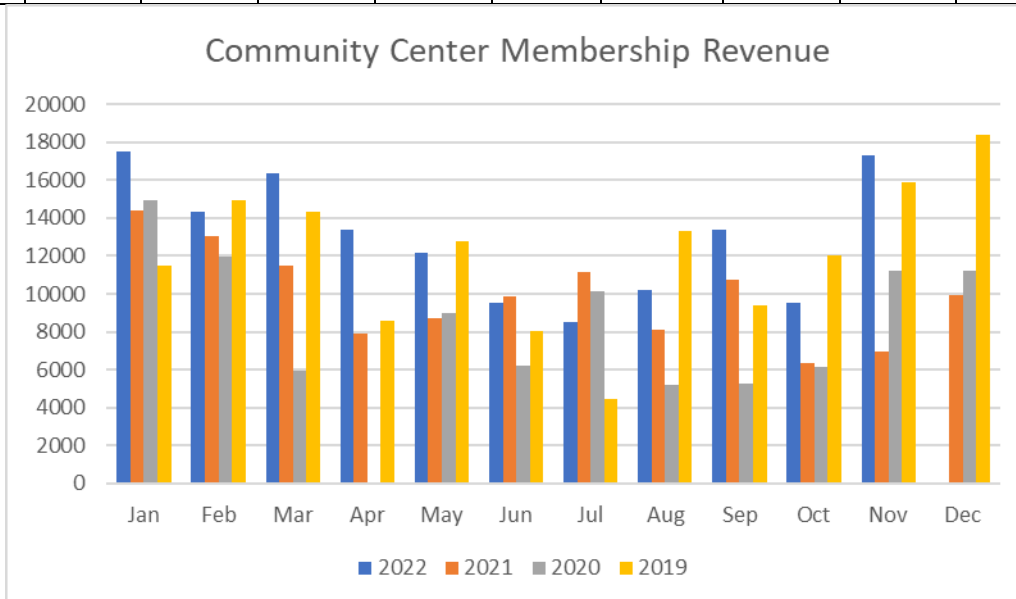
24/7 Users

	Jan	Feb	Mar	Apr	May	Jun	Jul	Aug	Sep	Oct	Nov	Dec
2022	326	301	368	342	348	352	512	108	375	351	369	
2021	203	262	257	255	327	226	160	62	213	199	237	293
2020	409	314	213	Closed	No 24-7	101	177	54	182	177	178	141



Community Center Membership Income

	Jan	Feb	Mar	Apr	May	Jun	Jul	Aug	Sep	Oct	Nov	Dec
2022	\$17,516	\$14,320	\$16,334	\$13,388	12,185	\$9,524	\$ 8,536	\$10,227	\$13,410	\$9,526	\$17,299	
2021	\$14,370	\$13,073	\$11,460	\$7,931	\$8,734	\$9,894	\$11,141	\$8,115	\$10,754	\$6,343	\$6,979	\$9,945
2020	\$14,966	\$11,943	\$5,958	Closed	\$9,013	\$6,232	\$10,168	\$5,207	\$5,295	\$6,138	\$11,241	\$11,236



www.sturgis-sd.gov

www.facebook.com/cityofsturgis

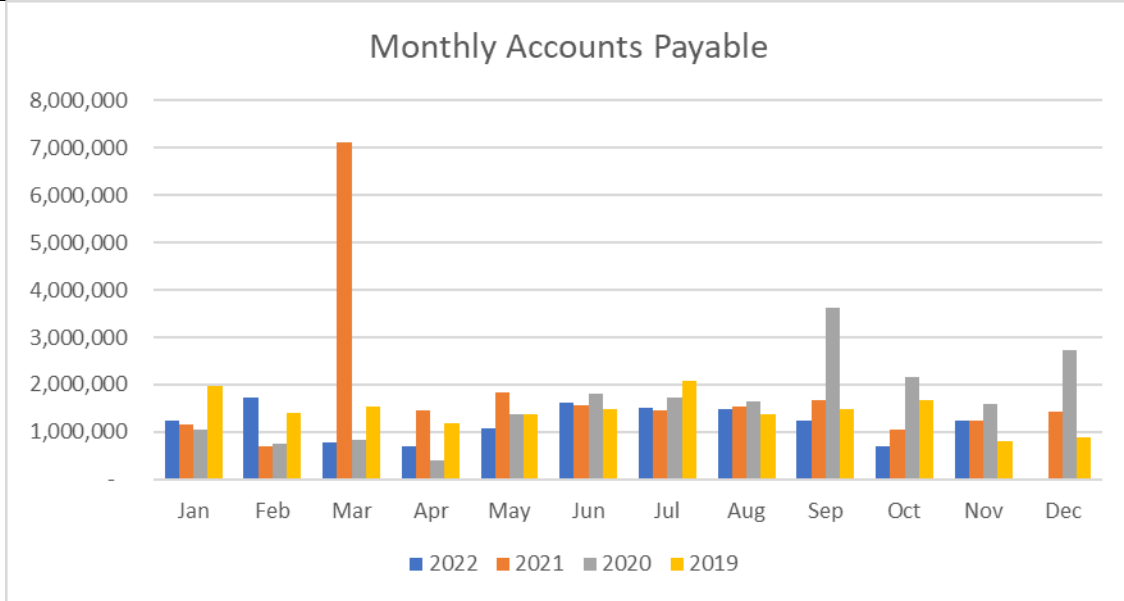


"In accordance with Federal law and U.S. Department of Agriculture policy, this institution is prohibited from discriminating on the basis of race, color, national origin, age, disability, religion, sex, familial status, sexual orientation, and reprisal." (Not all prohibited bases apply to all programs.)

Finance

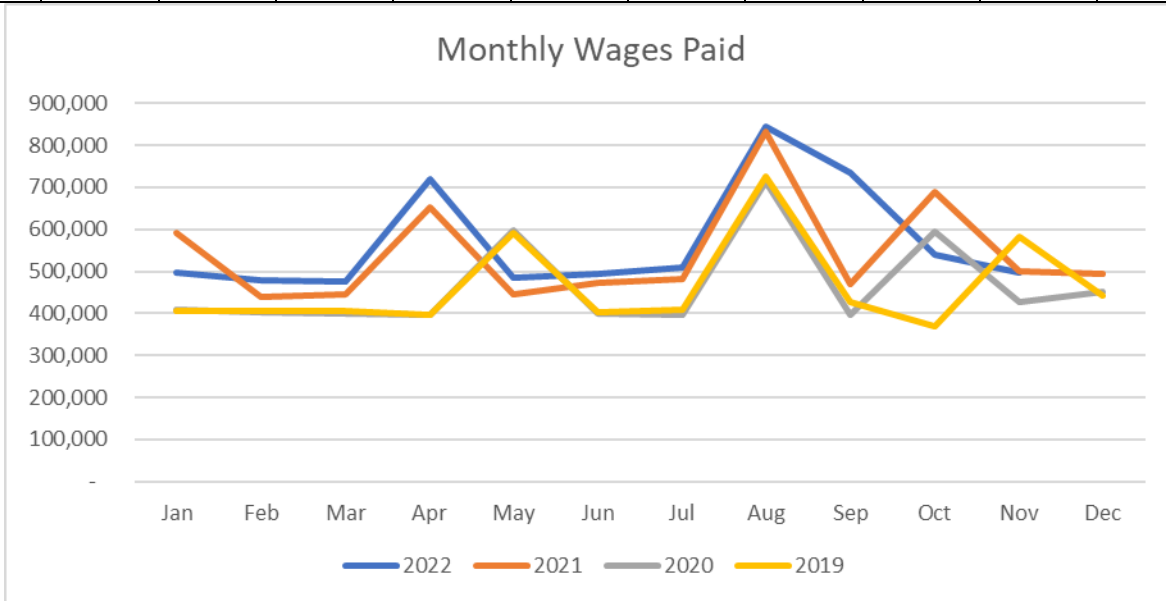
Monthly Accounts Payable

	Jan	Feb	Mar	Apr	May	Jun	Jul	Aug	Sep	Oct	Nov	Dec
2022	1,233,465	1,734,233	778,986	696,007	1,066,224	1,622,296	1,509,030	1,471,798	1,231,511	700,550	1,240,417	
2021	1,166,426	685,938	7,123,185	1,451,858	1,846,893	1,562,725	1,442,744	1,527,128	1,667,180	1,056,661	1,245,723	1,424,320
2020	1,042,707	741,331	821,729	406,127	1,375,627	1,797,034	1,736,484	1,657,919	3,614,756	2,159,089	1,603,893	2,737,550



Monthly Wages Paid

	Jan	Feb	Mar	Apr	May	Jun	Jul	Aug	Sep	Oct	Nov	Dec
2022	496,105	478,348	475,120	718,338	486,180	495,254	508,267	844,047	735,794	539,919	498,771	
2021	591,902	439,032	444,073	651,995	445,466	471,431	481,081	833,550	468,337	687,710	499,723	495,123
2020	409,937	403,878	399,258	397,992	599,007	398,336	396,634	714,107	398,246	595,501	428,343	450,653



www.sturgis-sd.gov

www.facebook.com/cityofsturgis

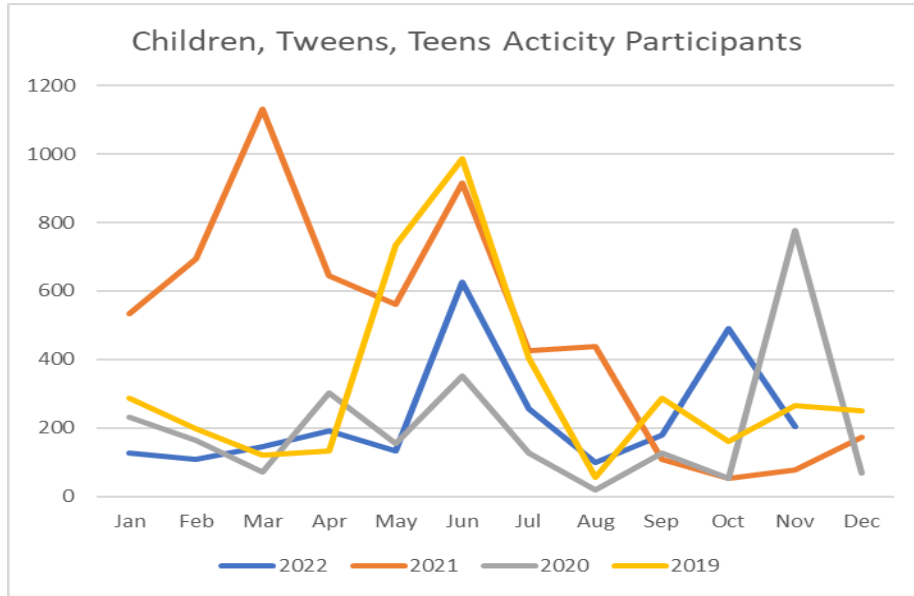


"In accordance with Federal law and U.S. Department of Agriculture policy, this institution is prohibited from discriminating on the basis of race, color, national origin, age, disability, religion, sex, familial status, sexual orientation, and reprisal." (Not all prohibited bases apply to all programs.)

Library

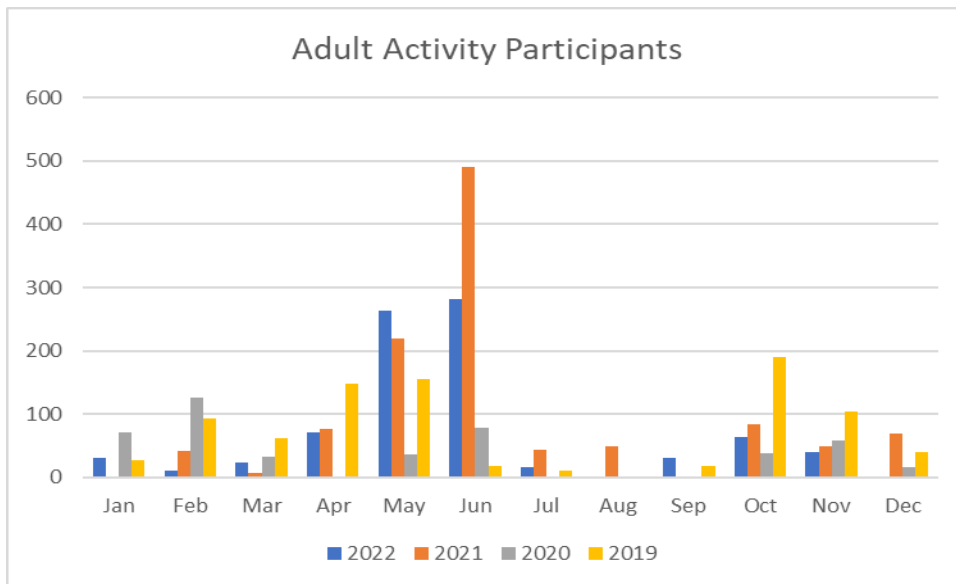
Children, Tweens, Teens Monthly Activity Participants

	Jan	Feb	Mar	Apr	May	Jun	Jul	Aug	Sep	Oct	Nov	Dec
2022	126	107	145	191	133	627	257	99	179	490	202	
2021	532	693	1130	644	560	917	425	439	108	51	77	174
2020	230	162	70	302	154	352	125	18	125	53	776	67



Adult Monthly Activity Participants

	Jan	Feb	Mar	Apr	May	Jun	Jul	Aug	Sep	Oct	Nov	Dec
2022	30	10	24	70	264	281	15	0	31	63	40	
2021	0	42	6	77	220	491	44	48	0	84	48	69
2020	71	126	33	0	36	79	0	0	0	37	58	15



www.sturgis-sd.gov

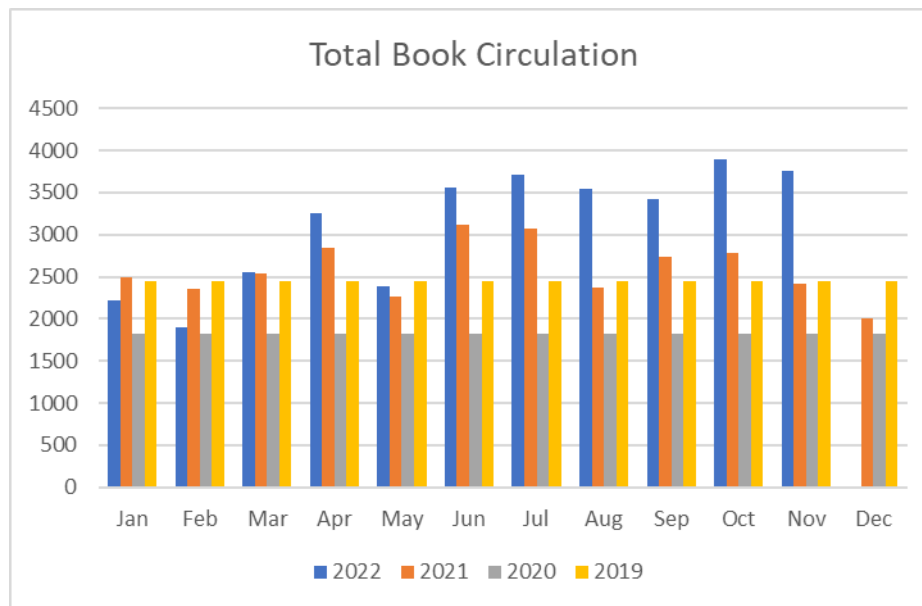
www.facebook.com/cityofsturgis

"In accordance with Federal law and U.S. Department of Agriculture policy, this institution is prohibited from discriminating on the basis of race, color, national origin, age, disability, religion, sex, familial status, sexual orientation, and reprisal." (Not all prohibited bases apply to all programs.)



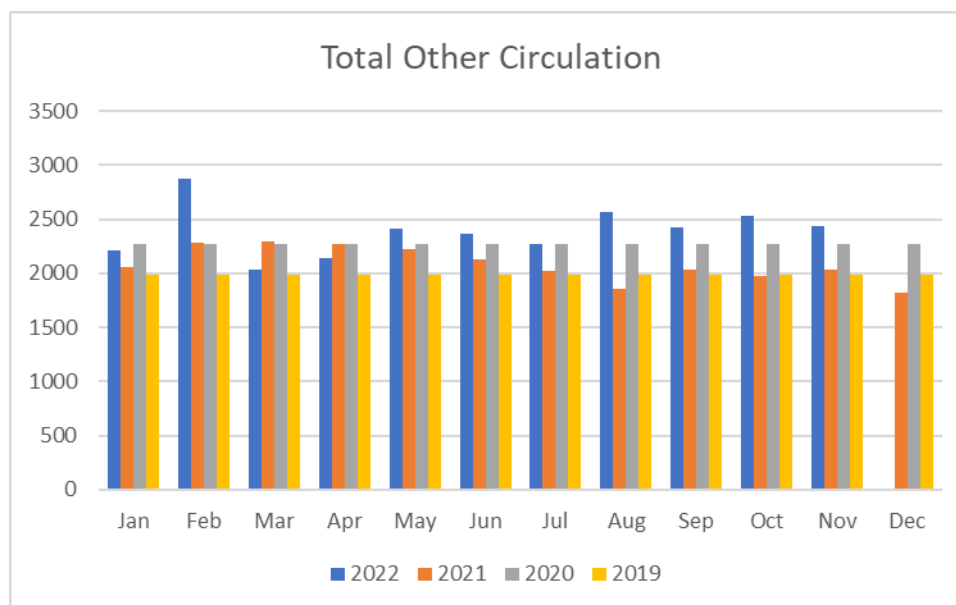
Total Monthly Book Circulation (2020 & 2019 stats are averaged from the annual statistic)

	Jan	Feb	Mar	Apr	May	Jun	Jul	Aug	Sep	Oct	Nov	Dec
2022	2215	1894	2559	3256	2392	3560	3713	3541	3429	3891	3765	
2021	2493	2350	2536	2838	2266	3117	3067	2377	2732	2786	2420	2004
2020	1818	1818	1818	1818	1818	1818	1818	1818	1818	1818	1818	1818



Total Monthly Other Circulation (2020 & 2019 stats are averaged from the annual statistic)

	Jan	Feb	Mar	Apr	May	Jun	Jul	Aug	Sep	Oct	Nov	Dec
2022	2208	2871	2032	2141	2410	2372	2268	2562	2421	2527	2436	
2021	2062	2281	2294	2268	2219	2124	2021	1854	2030	1972	2035	1816
2020	2273	2273	2273	2273	2273	2273	2273	2273	2273	2273	2273	2273



www.sturgis-sd.gov

www.facebook.com/cityofsturgis

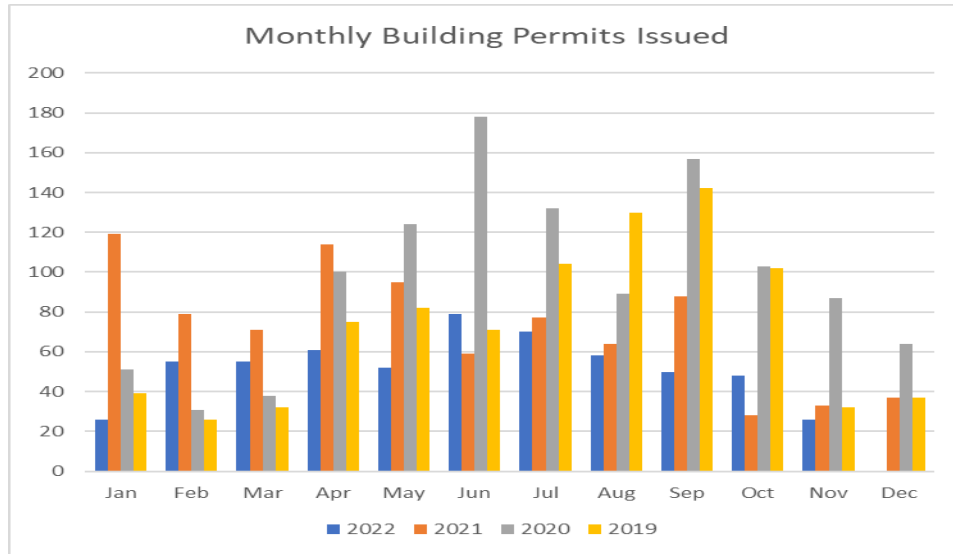


"In accordance with Federal law and U.S. Department of Agriculture policy, this institution is prohibited from discriminating on the basis of race, color, national origin, age, disability, religion, sex, familial status, sexual orientation, and reprisal." (Not all prohibited bases apply to all programs.)

Planning and Permitting

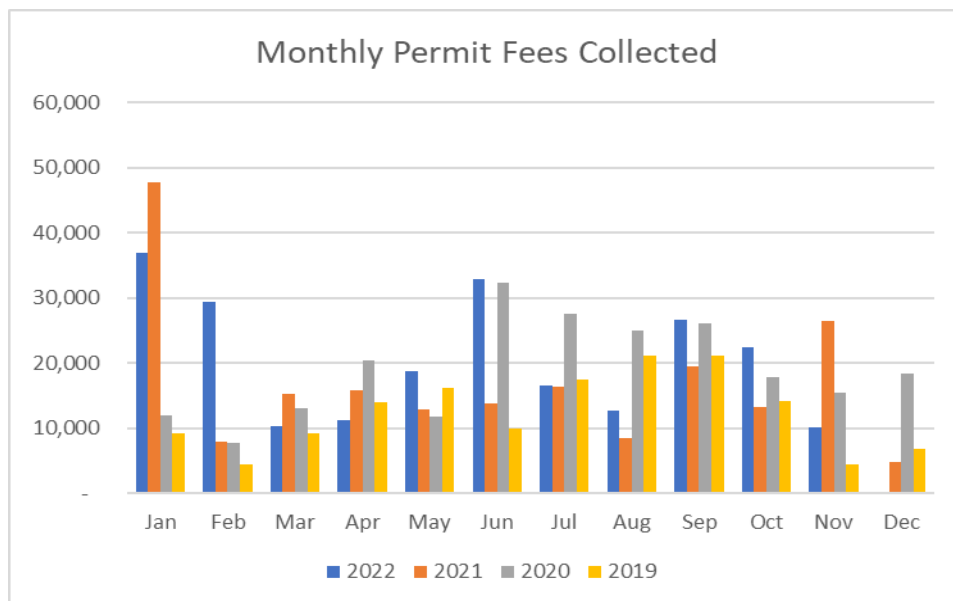
Monthly Building Permits Issued

	Jan	Feb	Mar	Apr	May	Jun	Jul	Aug	Sep	Oct	Nov	Dec
2022	26	55	55	61	52	79	70	58	50	48	26	
2021	119	79	71	114	95	111	77	64	88	28	33	37
2020	51	31	38	100	124	178	132	89	157	103	87	64



Monthly Permit Fees Collected

	Jan	Feb	Mar	Apr	May	Jun	Jul	Aug	Sep	Oct	Nov	Dec
2022	36,942	29,366	10,375	11,150	18,797	32,809	16,483	12,666	26,620	22,455	10,163	
2021	47,722	7,833	15,293	15,861	12,824	21,470	16,285	8,532	19,383	13,315	26,534	4,690
2020	11,969	7,706	13,119	20,404	11,703	32,246	27,556	25,058	26,061	17,819	15,461	18,373



www.sturgis-sd.gov

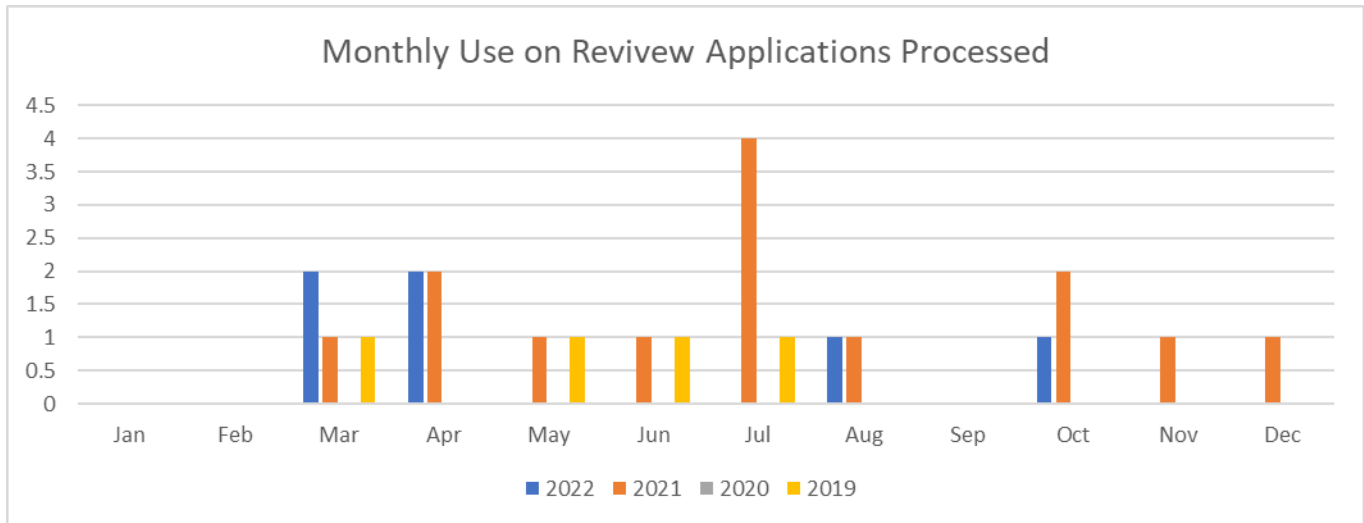
www.facebook.com/cityofsturgis



"In accordance with Federal law and U.S. Department of Agriculture policy, this institution is prohibited from discriminating on the basis of race, color, national origin, age, disability, religion, sex, familial status, sexual orientation, and reprisal." (Not all prohibited bases apply to all programs.)

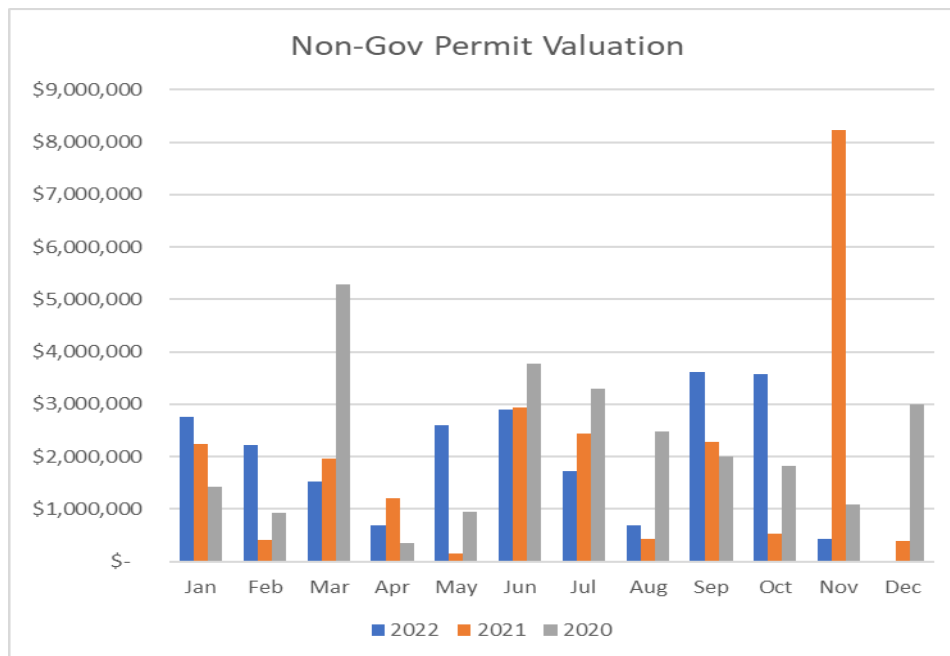
Monthly Use on Review Applications Processed

	Jan	Feb	Mar	Apr	May	Jun	Jul	Aug	Sep	Oct	Nov	Dec
2022	0	0	2	2	0	0	0	1	0	1	0	
2021	0	0	1	2	1	1	4	1	0	2	1	1
2020	0	0	0	0	0	0	0	0	0	0	0	0



Non-Government Construction Valuation of Permits Issued

	Jan	Feb	Mar	Apr	May	Jun	Jul	Aug	Sep	Oct	Nov	Dec
2022	2,760,514	2,214,875	1,531,973	685,760	2,597,051	2,896,571	1,713,964	680,818	3,613,918	3,569,556	425,598	
2021	2,247,178	409,194	1,961,391	1,209,735	160,365	2,935,043	2,436,337	423,163	2,282,220	525,078	8,221,702	388,928
2020	1,420,604	923,167	5,294,331	344,815	956,488	3,763,991	3,289,589	2,476,666	2,001,037	1,815,603	1,081,035	2,995,671



www.sturgis-sd.gov

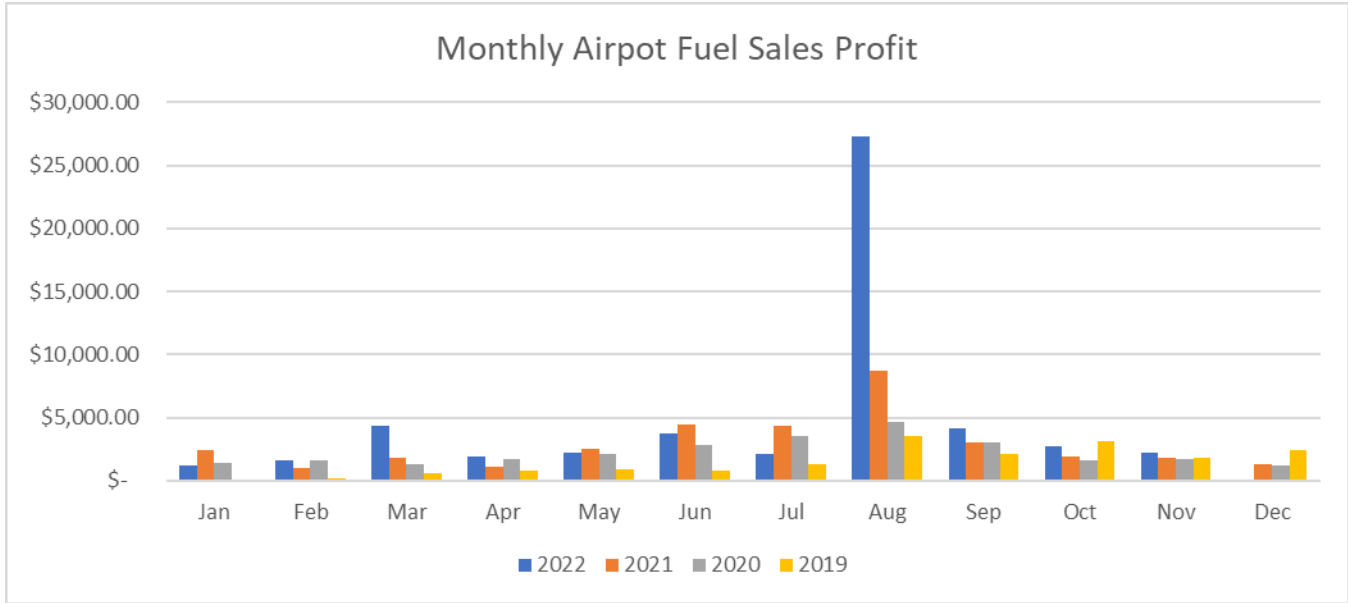
www.facebook.com/cityofsturgis



"In accordance with Federal law and U.S. Department of Agriculture policy, this institution is prohibited from discriminating on the basis of race, color, national origin, age, disability, religion, sex, familial status, sexual orientation, and reprisal." (Not all prohibited bases apply to all programs.)

Monthly Airport Fuel Sales Profit

	Jan	Feb	Mar	Apr	May	Jun	Jul	Aug	Sep	Oct	Nov	Dec
2022	1,178	1,600	4,321	1,883	2,259	3,740	2,080	27,253	4,151	2,746	2,191	
2021	2,413	1,020	1,834	1,101	2,531	4,468	4,379	8,688	3,052	1,887	1,840	1,301
2020	1,373	1,576	1,290	1,688	2,093	2,837	3,553	4,608	3,065	1,581	1,682	1,218



www.sturgis-sd.gov

www.facebook.com/cityofsturgis

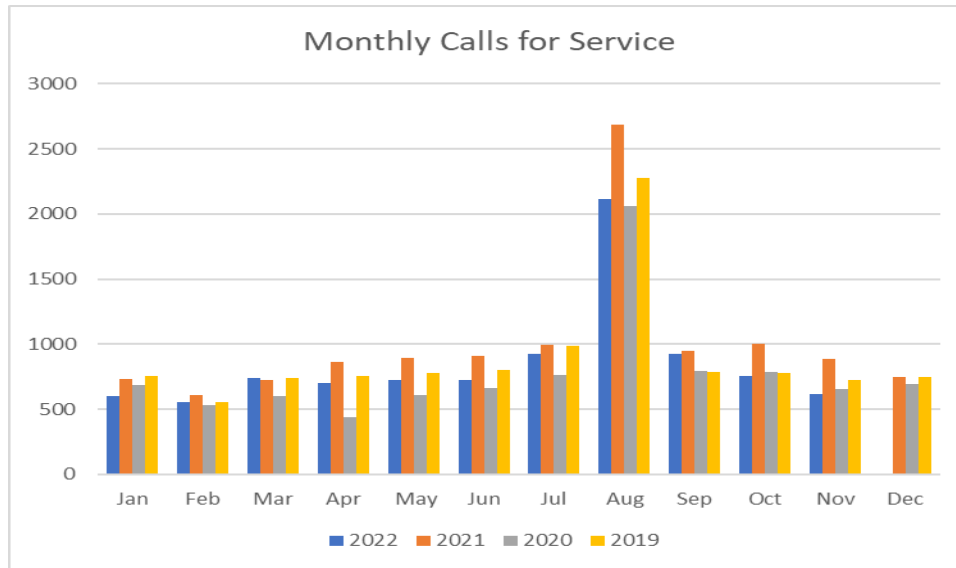


"In accordance with Federal law and U.S. Department of Agriculture policy, this institution is prohibited from discriminating on the basis of race, color, national origin, age, disability, religion, sex, familial status, sexual orientation, and reprisal." (Not all prohibited bases apply to all programs.)

Police

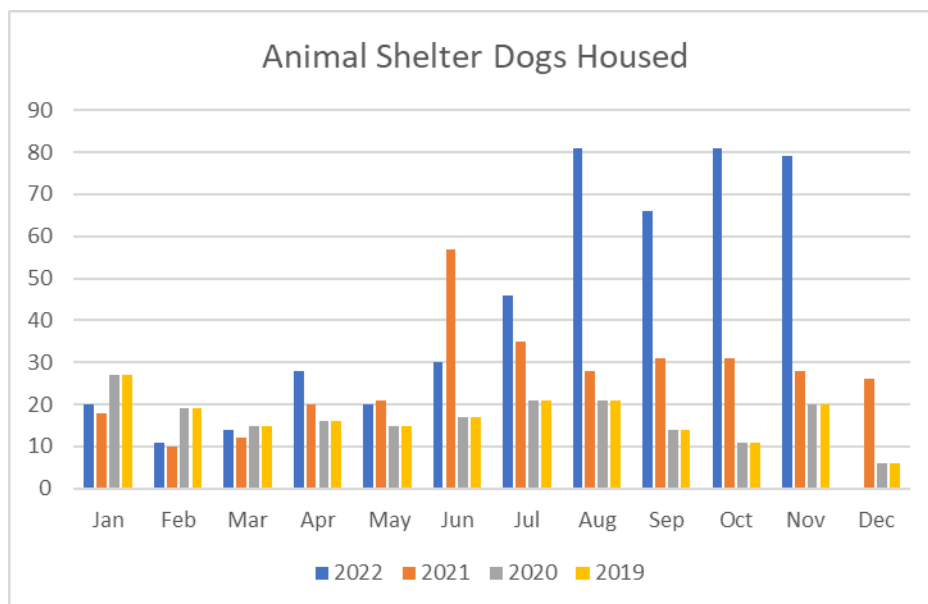
Monthly Calls for Service

	Jan	Feb	Mar	Apr	May	Jun	Jul	Aug	Sep	Oct	Nov	Dec
2022	602	552	742	704	727	724	925	2112	923	753	614	
2021	733	606	723	867	895	911	997	2685	951	1003	884	749
2020	690	528	599	441	608	660	767	2058	796	784	652	695



Animal Shelter Dogs Housed

	Jan	Feb	Mar	Apr	May	Jun	Jul	Aug	Sep	Oct	Nov	Dec
2022	20	11	14	28	20	30	46	81	66	81	79	
2021	18	10	12	20	21	57	35	28	31	31	28	26
2020	27	19	15	16	15	17	21	21	14	11	20	6



www.sturgis-sd.gov

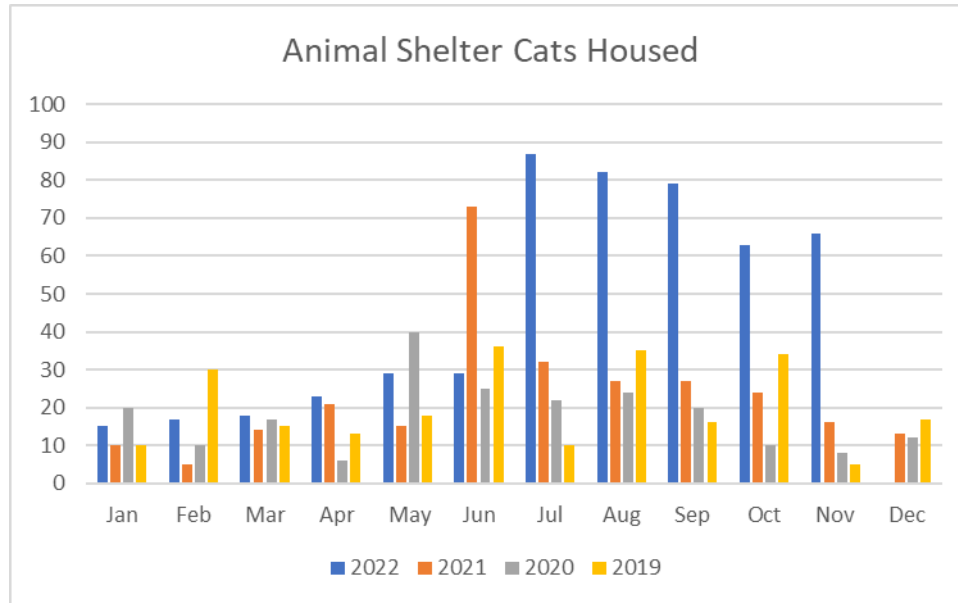
www.facebook.com/cityofsturgis

"In accordance with Federal law and U.S. Department of Agriculture policy, this institution is prohibited from discriminating on the basis of race, color, national origin, age, disability, religion, sex, familial status, sexual orientation, and reprisal." (Not all prohibited bases apply to all programs.)



Animal Shelter Cats Housed

	Jan	Feb	Mar	Apr	May	Jun	Jul	Aug	Sep	Oct	Nov	Dec
2022	15	17	18	23	29	29	87	82	79	63	66	
2021	10	5	14	21	15	73	32	27	27	24	16	13
2020	20	10	17	6	40	25	22	24	20	10	8	12



www.sturgis-sd.gov

www.facebook.com/cityofsturgis

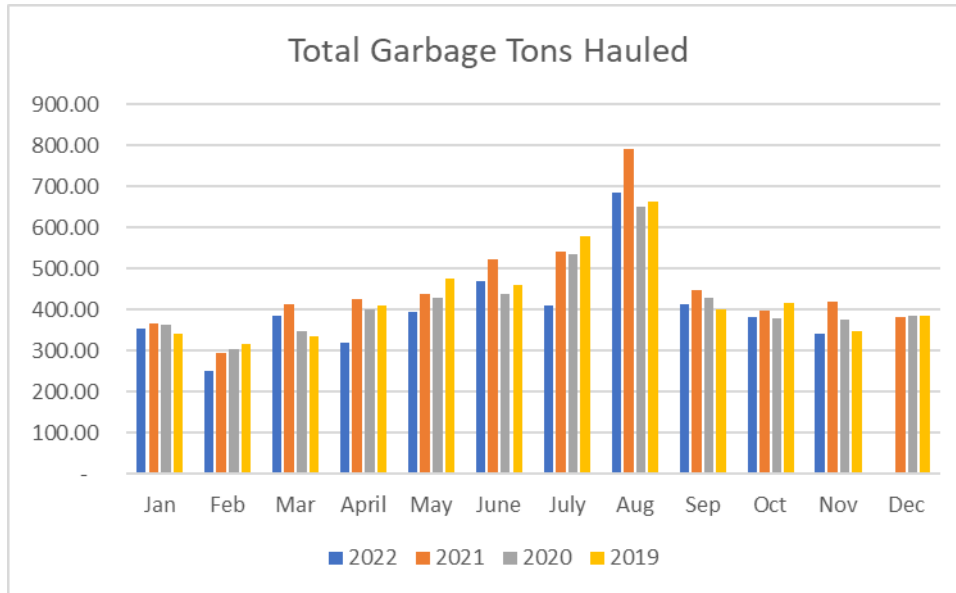
"In accordance with Federal law and U.S. Department of Agriculture policy, this institution is prohibited from discriminating on the basis of race, color, national origin, age, disability, religion, sex, familial status, sexual orientation, and reprisal." (Not all prohibited bases apply to all programs.)



Public Works

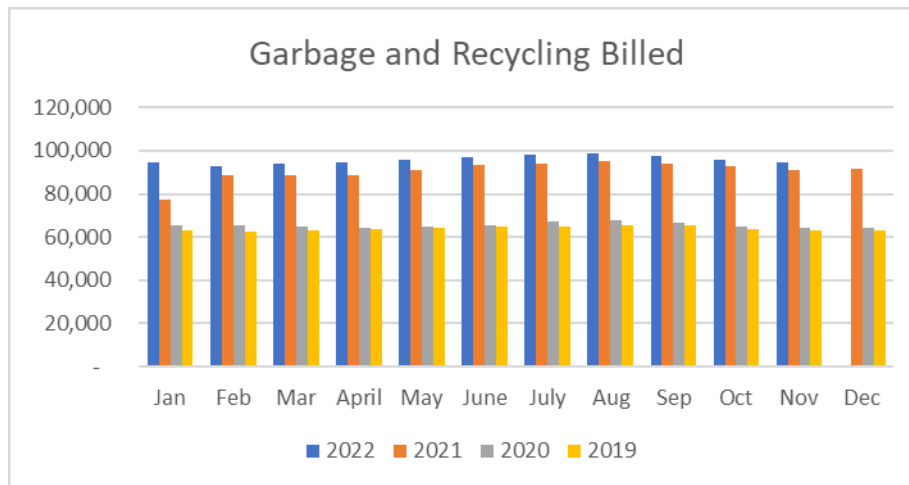
Monthly Garbage Hauled (tons) (all garbage is hauled to Belle Fouché, 68 miles round trip, the average truck holds 10 tons)

	Jan	Feb	Mar	April	May	June	July	Aug	Sep	Oct	Nov	Dec
2022	353.05	251.10	385.25	318.07	394.58	468.72	410.35	685.65	413.72	380.96	340.76	
2021	364.95	294.26	412.01	424.69	438.69	521.15	541.39	792.18	448.56	397.15	418.53	381.65
2020	364.12	302.81	348.01	399.95	429.80	436.71	534.74	650.45	428.92	379.10	379.10	384.30



Monthly Garbage Billed

	Jan	Feb	Mar	April	May	June	July	Aug	Sep	Oct	Nov	Dec
2022	94,736	93,039	94,152	94,443	96,067	96,834	97,875	98,487	97,511	95,889	94,821	
2021	77,522	88,457	88,413	88,642	91,219	93,250	94,024	95,229	94,275	92,937	91,304	91,826
2020	65,233	65,254	64,640	64,030	64,560	65,718	67,256	67,549	66,442	65,107	64,117	64,077



www.sturgis-sd.gov

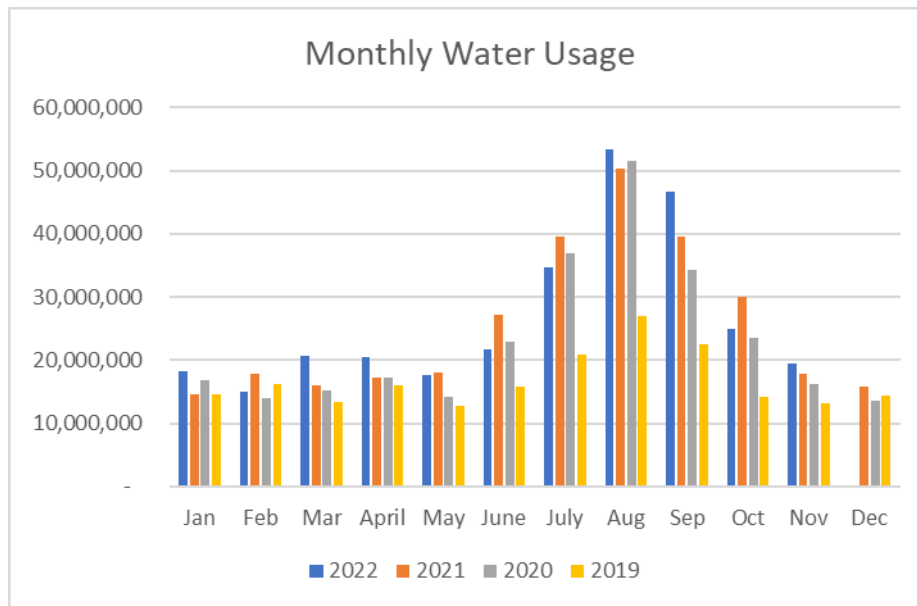
www.facebook.com/cityofsturgis



"In accordance with Federal law and U.S. Department of Agriculture policy, this institution is prohibited from discriminating on the basis of race, color, national origin, age, disability, religion, sex, familial status, sexual orientation, and reprisal." (Not all prohibited bases apply to all programs.)

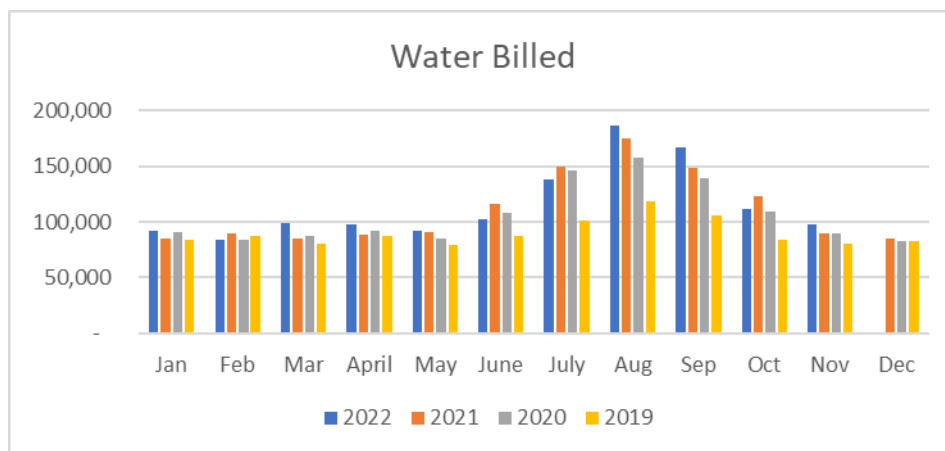
Monthly Water Usage (gallons)

	Jan	Feb	Mar	April	May	June	July	Aug	Sep	Oct	Nov	Dec
2022	18,209,000	14,968,000	20,678,000	20,409,000	17,551,000	21,651,000	34,699,000	53,322,097	46,703,903	24,941,000	19,463,000	
2021	14,545,000	17,921,000	16,087,000	17,308,000	17,925,000	27,196,000	39,630,000	50,226,000	39,476,000	29,992,000	17,766,000	15,775,000
2020	16,741,000	13,928,000	15,266,000	17,220,000	14,152,000	22,882,000	36,969,000	51,440,001	34,290,002	23,412,000	16,137,000	13,530,000



Monthly Water Billed

	Jan	Feb	Mar	April	May	June	July	Aug	Sep	Oct	Nov	Dec
2022	92,405	83,934	98,499	98,232	91,759	102,080	137,620	186,767	166,553	111,173	98,212	
2021	85,235	89,465	84,815	88,517	90,962	115,971	149,470	175,368	148,864	122,631	89,999	84,709
2020	90,767	83,461	86,889	91,963	84,719	108,308	145,815	157,631	138,807	108,791	89,508	82,870



www.sturgis-sd.gov

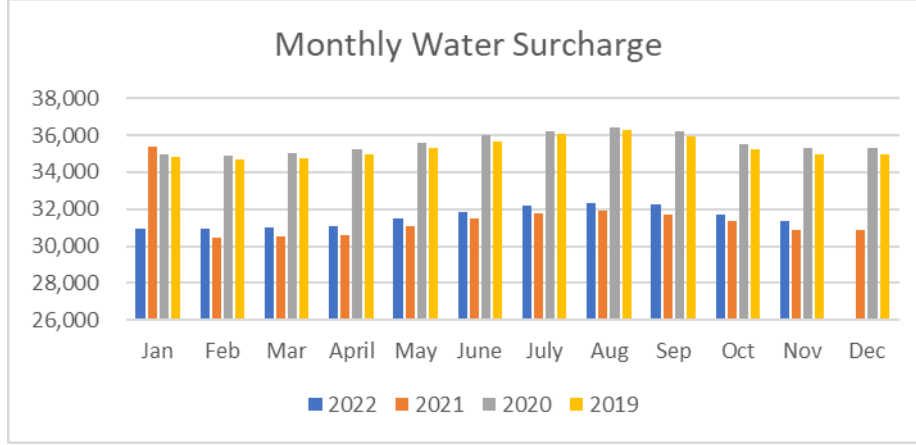
www.facebook.com/cityofsturgis



"In accordance with Federal law and U.S. Department of Agriculture policy, this institution is prohibited from discriminating on the basis of race, color, national origin, age, disability, religion, sex, familial status, sexual orientation, and reprisal." (Not all prohibited bases apply to all programs.)

Monthly Water Surcharge

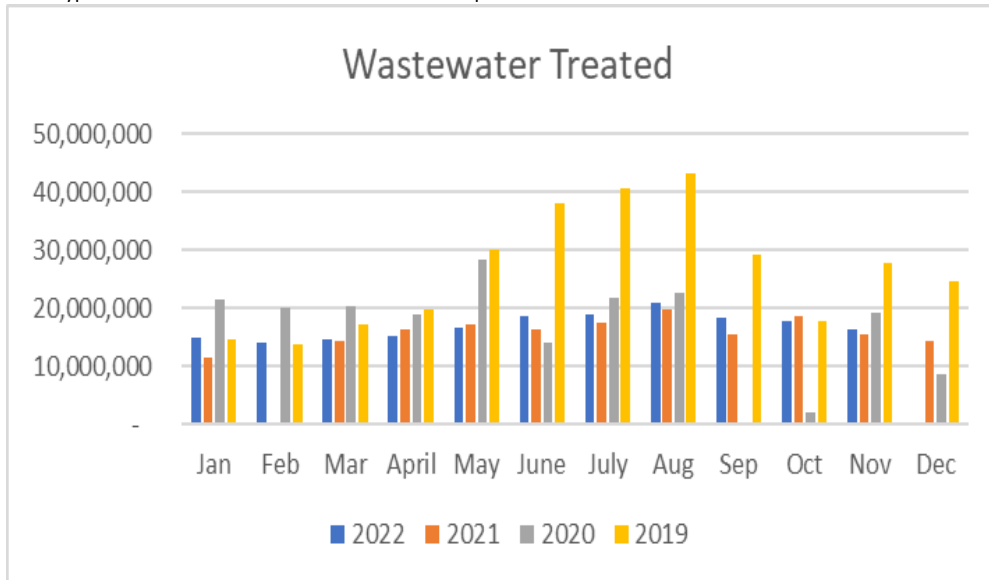
	Jan	Feb	Mar	April	May	June	July	Aug	Sep	Oct	Nov	Dec
2022	30,913	30,912	31,017	31,098	31,526	31,846	32,195	32,352	32,231	31,717	31,375	
2021	35,362	30,449	30,498	30,619	31,090	31,478	31,788	31,925	31,699	31,382	30,865	30,893
2020	34,938	34,922	35,050	35,253	35,621	35,992	36,242	36,457	36,231	35,551	35,306	35,321



Monthly Wastewater Treated

	Jan	Feb	Mar	April	May	June	July	Aug	Sep	Oct	Nov	Dec
2022	15,079,000	14,088,000	14,594,000	15,372,000	16,620,000	18,690,000	18,891,000	20,995,000	18,429,000	17,927,000	16,258,000	
2021	11,588,000	37,600*	14,495,800	16,268,900	17,376,400	16,443,900	17,635,900	19,936,500	15,458,000	18,581,000	15,478,000	14,522,000
2020	21,596,700	20,012,600	20,444,800	18,982,900	28,305,900	14,043,100	21,945,200	22,573,100	200	2,231,800	19,145,500	8,656,000

*Feb 2021 & Aug 2021 was bypassed for construction of the new treatment plant



www.sturgis-sd.gov

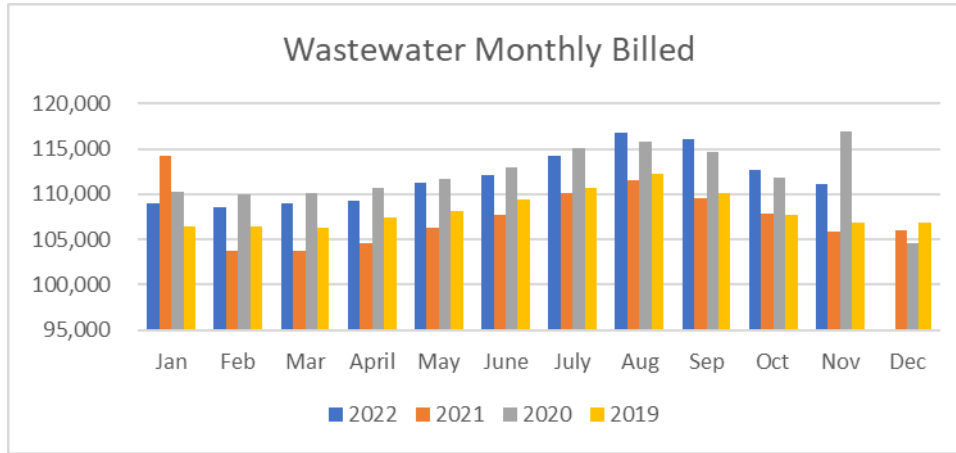
www.facebook.com/cityofsturgis



"In accordance with Federal law and U.S. Department of Agriculture policy, this institution is prohibited from discriminating on the basis of race, color, national origin, age, disability, religion, sex, familial status, sexual orientation, and reprisal." (Not all prohibited bases apply to all programs.)

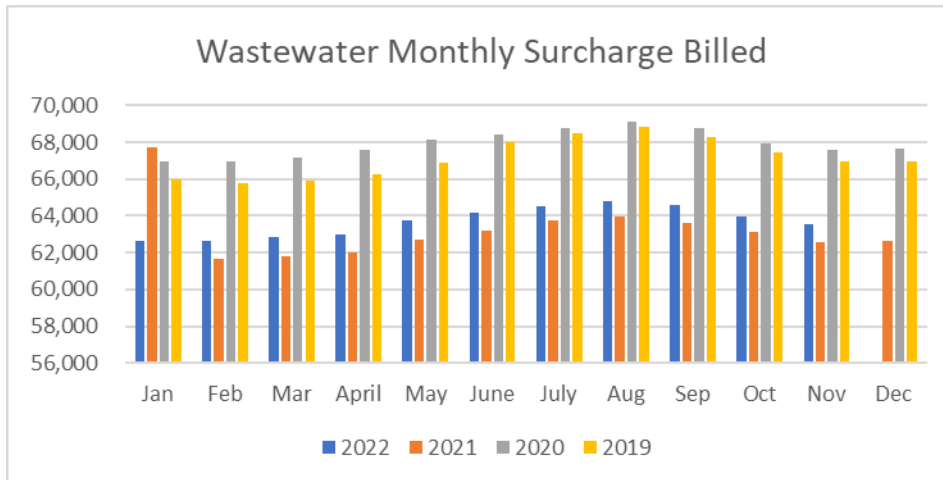
Wastewater Monthly Billed

	Jan	Feb	Mar	April	May	June	July	Aug	Sep	Oct	Nov	Dec
2022	108,964	108,556	108,917	109,249	111,315	112,169	114,247	116,831	116,081	112,707	94,821	
2021	114,160	103,734	103,748	104,664	106,283	107,721	110,097	111,560	109,500	107,876	105,829	106,012
2020	110,237	109,995	110,179	110,712	111,658	113,006	115,088	115,858	114,640	111,858	116,918	104,559



Wastewater Monthly Surcharge

	Jan	Feb	Mar	April	May	June	July	Aug	Sep	Oct	Nov	Dec
2022	62,673	62,625	62,836	62,995	63,729	64,152	64,519	64,799	64,577	63,981	63,516	
2021	67,724	61,680	61,786	62,044	62,734	63,206	63,763	63,979	63,585	63,160	62,566	62,633
2020	66,982	66,952	67,160	67,549	68,129	68,432	68,788	69,099	68,755	67,945	67,616	67,652



www.sturgis-sd.gov

www.facebook.com/cityofsturgis

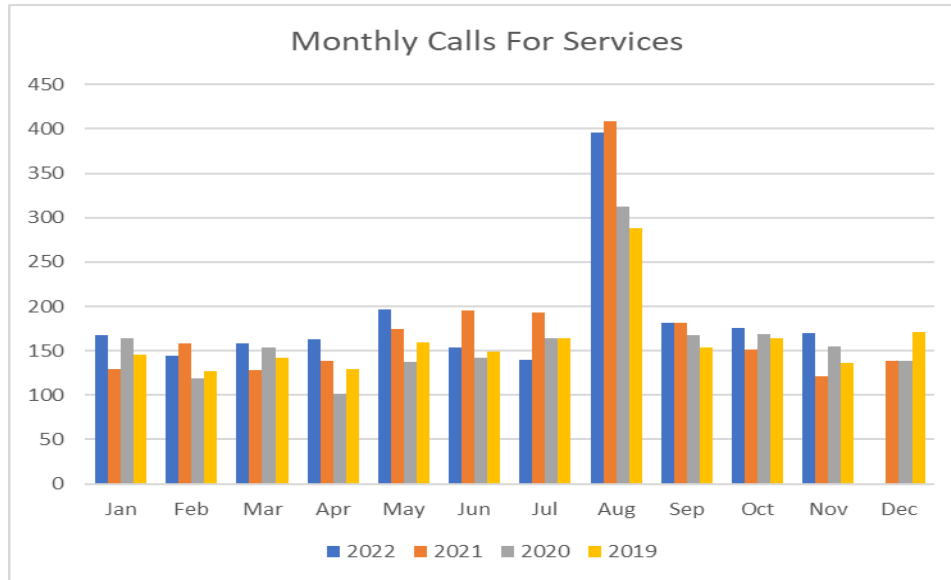


"In accordance with Federal law and U.S. Department of Agriculture policy, this institution is prohibited from discriminating on the basis of race, color, national origin, age, disability, religion, sex, familial status, sexual orientation, and reprisal." (Not all prohibited bases apply to all programs.)

Ambulance

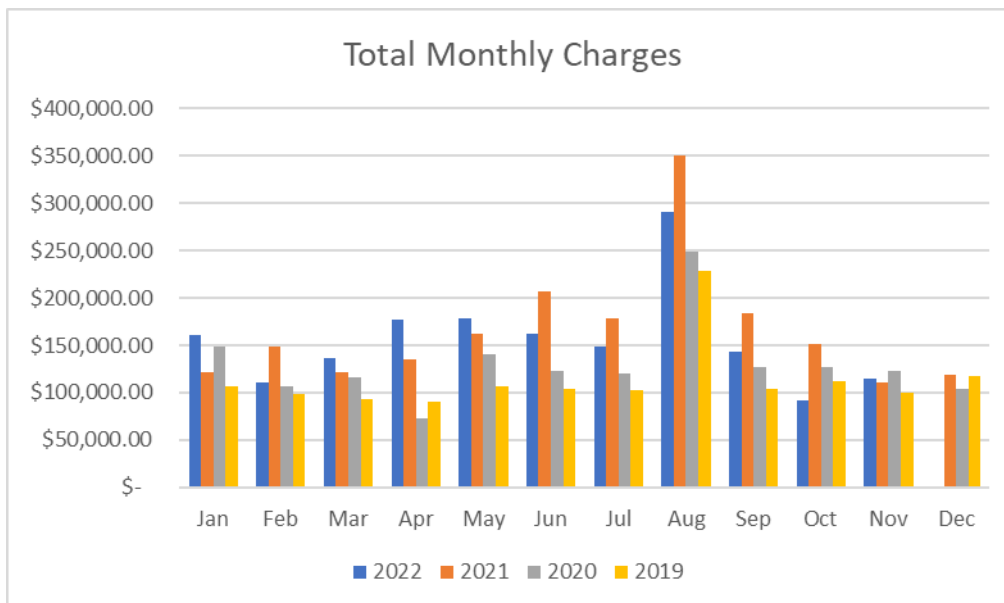
Total Monthly Calls for Service

	Jan	Feb	Mar	Apr	May	Jun	Jul	Aug	Sep	Oct	Nov	Dec
2022	167	144	158	163	197	154	140	396	182	176	170	
2021	129	158	128	139	174	195	193	409	182	151	121	138
2020	164	119	154	102	137	142	164	312	168	169	155	138



Total Monthly Charges for Service

	Jan	Feb	Mar	Apr	May	Jun	Jul	Aug	Sep	Oct	Nov	Dec
2022	160,265	110,647	136,767	176,612	178,145	162,696	149,014	290,217	142,658	91,913	114,679	
2021	120,536	147,162	120,309	130,296	153,394	186,273	161,116	132,697	181,796	98,542	110,123	119,169
2020	148,585	106,008	116,752	72,526	140,496	122,638	120,750	248,451	127,523	127,437	123,230	103,737



www.sturgis-sd.gov

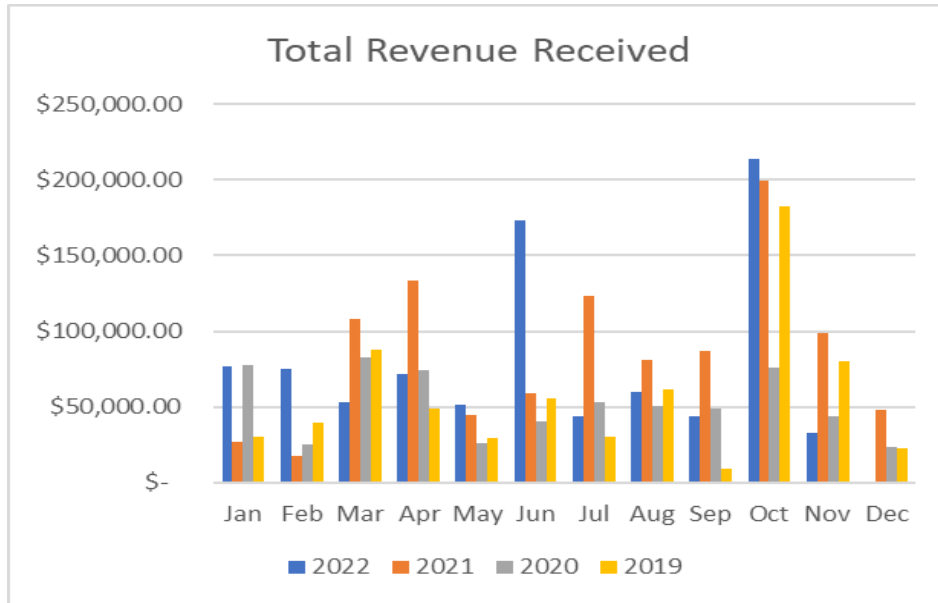
www.facebook.com/cityofsturgis



"In accordance with Federal law and U.S. Department of Agriculture policy, this institution is prohibited from discriminating on the basis of race, color, national origin, age, disability, religion, sex, familial status, sexual orientation, and reprisal." (Not all prohibited bases apply to all programs.)

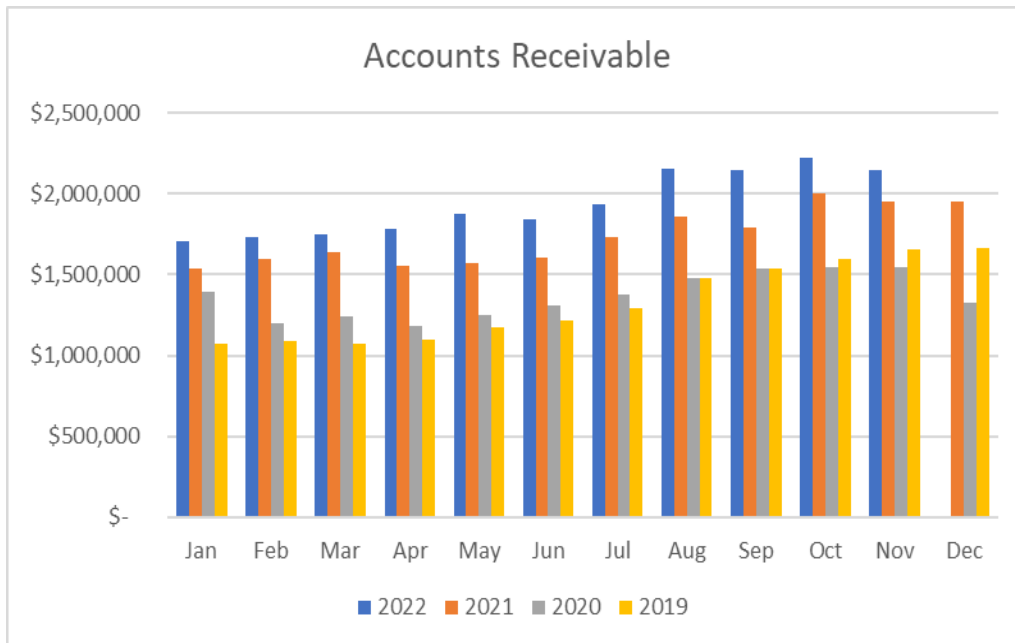
Revenue Received

	Jan	Feb	Mar	April	May	June	July	Aug	Sep	Oct	Nov	Dec
2022	76,457	74,796	52,897	72,122	51,776	173,398	46,353	59,967	44,035	214,177	32,891	
2021	26,497	17,308	108,065	133,843	44,279	60,418	123,110	83,827	88,578	197,487	99,208	47,885
2020	77,265	24,930	82,489	74,041	26,052	40,801	53,280	50,372	48,891	75,555	43,794	23,518



Accounts Receivable

	Jan	Feb	Mar	April	May	June	July	Aug	Sep	Oct	Nov	Dec
2022	1,709,521	1,729,165	1,745,187	1,786,652	1,879,830	1,844,239	1,932,590	2,154,447	2,145,449	2,222,108	2,148,619	
2021	1,541,395	1,597,677	1,636,228	1,557,375	1,568,524	1,606,089	1,734,625	1,856,087	1,792,245	2,006,217	1,952,071	1,950,162
2020	1,396,691	1,200,169	1,239,586	1,178,595	1,253,495	1,311,450	1,373,059	1,480,314	1,540,674	1,547,633	1,545,160	1,328,743



www.sturgis-sd.gov

www.facebook.com/cityofsturgis

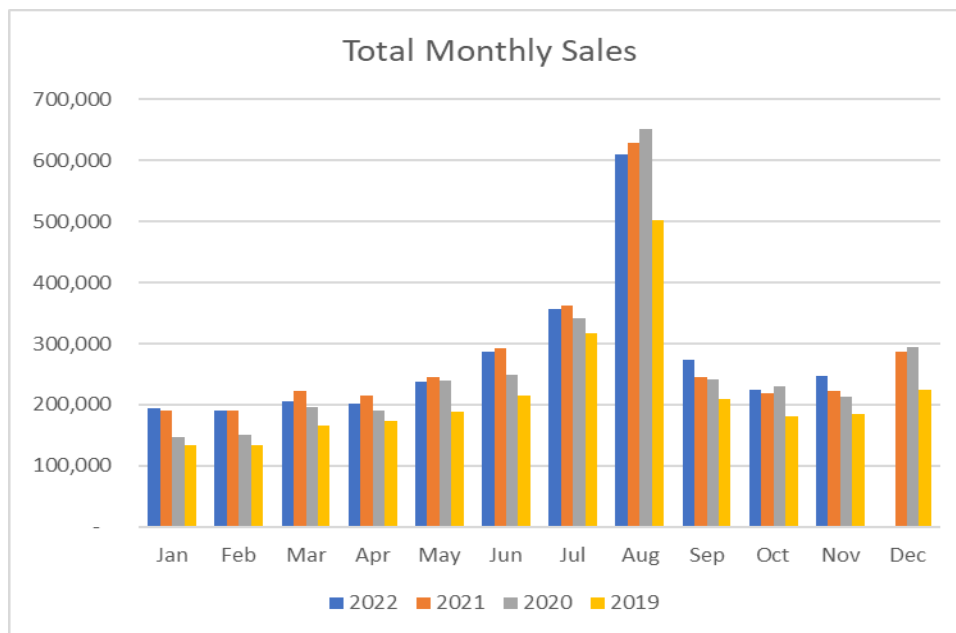


"In accordance with Federal law and U.S. Department of Agriculture policy, this institution is prohibited from discriminating on the basis of race, color, national origin, age, disability, religion, sex, familial status, sexual orientation, and reprisal." (Not all prohibited bases apply to all programs.)

Liquor Store

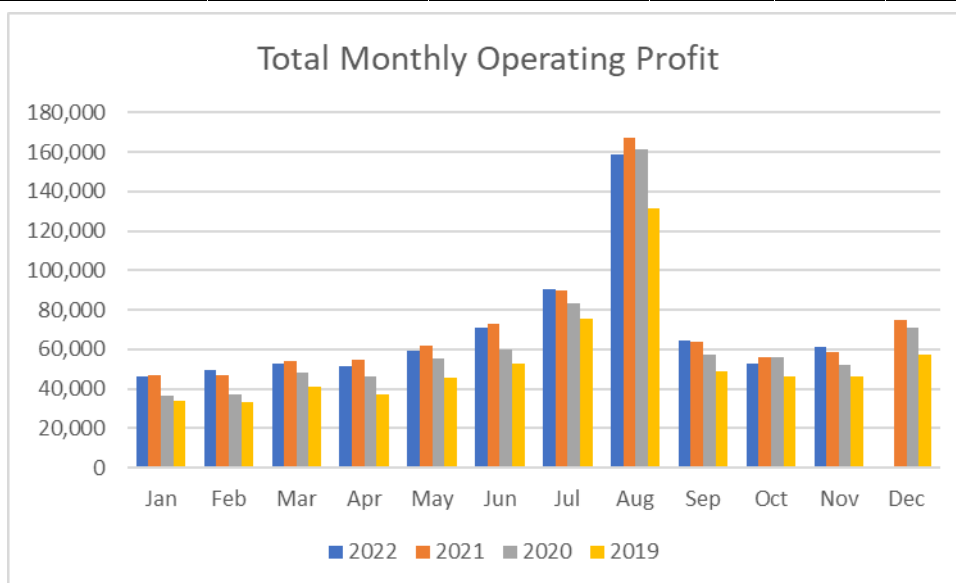
Total Sales

	Jan	Feb	Mar	Apr	May	Jun	Jul	Aug	Sep	Oct	Nov	Dec
2022	193,954	189,944	205,725	202,561	237,827	286,158	356,214	609,463	273,306	224,056	246,987	
2021	189,705	191,316	222,351	214,490	244,573	291,472	362,736	629,326	245,528	217,861	222,025	287,166
2020	146,909	150,124	196,038	189,845	238,713	249,101	340,644	651,735	241,142	230,514	213,982	293,688



Operating Profit

	Jan	Feb	Mar	Apr	May	Jun	Jul	Aug	Sep	Oct	Nov	Dec
2022	46,378	49,404	52,865	51,097	58,993	71,163	90,222	158,938	64,725	52,448	60,926	
2021	46,647	46,894	54,028	54,499	61,611	72,631	89,847	167,329	63,832	56,027	58,323	75,061
2020	36,572	37,267	48,351	46,315	55,197	60,021	83,479	161,624	57,408	56,240	52,155	70,809



www.sturgis-sd.gov

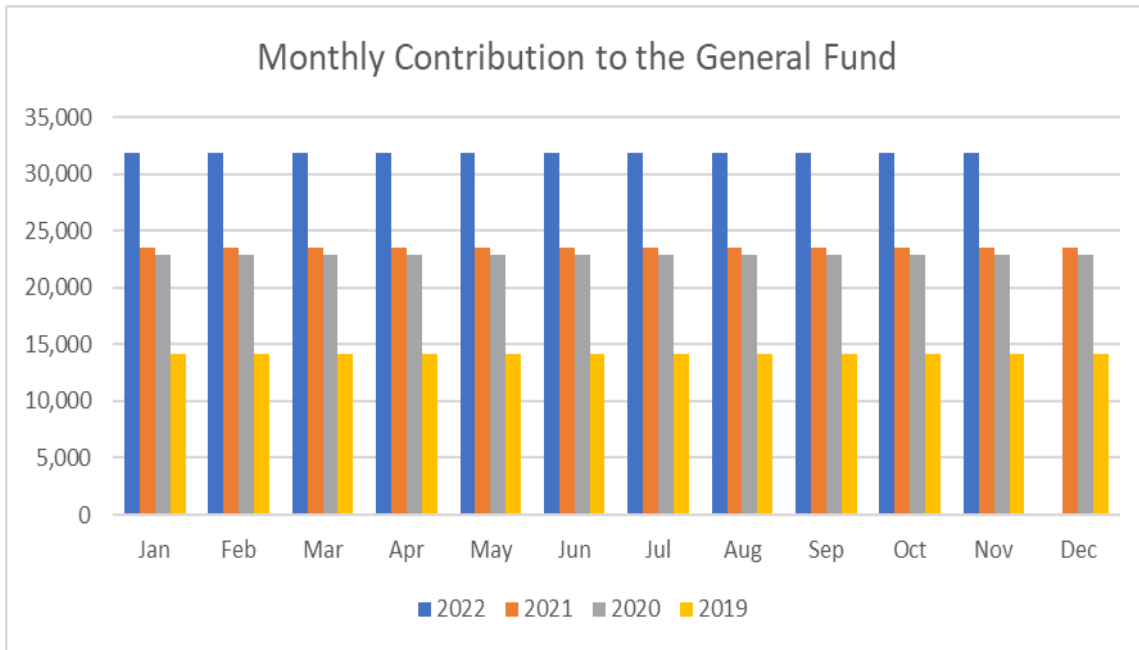
www.facebook.com/cityofsturgis



"In accordance with Federal law and U.S. Department of Agriculture policy, this institution is prohibited from discriminating on the basis of race, color, national origin, age, disability, religion, sex, familial status, sexual orientation, and reprisal." (Not all prohibited bases apply to all programs.)

Contribution to the General Fund

	Jan	Feb	Mar	Apr	May	Jun	Jul	Aug	Sep	Oct	Nov	Dec
2022	31,810	31,810	31,810	31,810	31,810	31,180	31,810	31,810	31,810	31,810	31,810	
2021	23,500	23,500	23,500	23,500	23,500	23,500	23,500	23,500	23,500	23,500	23,500	23,500
2020	22,917	22,917	22,917	22,917	22,917	22,917	22,917	22,917	22,917	22,917	22,917	22,917



www.sturgis-sd.gov

www.facebook.com/cityofsturgis



"In accordance with Federal law and U.S. Department of Agriculture policy, this institution is prohibited from discriminating on the basis of race, color, national origin, age, disability, religion, sex, familial status, sexual orientation, and reprisal." (Not all prohibited bases apply to all programs.)